



## Connecticut Youth Services Association Testimony

**Kathryn Dube, Executive Director**

**March 25, 2024**

CYSA is grateful for the opportunity to present an overview of the impactful work conducted by Youth Service Bureaus (YSBs) throughout Connecticut in support of the health and well-being of our state's youth.

YSBs are a critical component of our state's support system for youth and families, comprising a network of 103 YSBs in 137 cities and towns. They are uniquely positioned to identify at-risk and disconnected youth in their communities and often already provide programs and support tailored to these young people. Designated as coordinating entities of community-based services by State Statute 10-19m, YSBs are essential in ensuring educational success. They are mandated to perform administrative core unit functions while also delivering direct services tailored to their communities' needs. These services encompass a wide range, including mental health, diversion, truancy, prevention, youth development, employment skills, and substance use support.

As the central coordinating entities, YSBs collaborate across their communities and regions to enhance youth outcomes. They achieve this by identifying individual and community needs, establishing, or referring youth to effective programs, and continuously monitoring progress to ensure positive outcomes.

YSBs provide the following levels of programming:

**Tier 1:** Defined as one-time programs or less than 20 hours of programming, often facilitated through large group activities or programs where demographic information is not collected.

**Tier 2:** Programs typically lasting 20 or more hours, are more intensive, and most often have a curriculum or specific long-lasting outcome.

**Juvenile Review Board (JRB):** Community-based diversion process for youth who may otherwise be referred to the Juvenile Court for minor violations of the law. JRBs were created by Youth Service Bureaus over 50 years ago as part of their diversionary responsibility. Today most JRBs fall under the umbrella of the YSB, however, approximately 10% are run by other entities. The goal of the JRBs is to avoid system involvement while also holding youth accountable for their behavior.

The following is included for your reference:

- Youth Service Bureau and Juvenile Review Board Overview Sheet
- YSB Coverage Map
- Data Sheet: Tier 2 Referrals, Services and Demographics
- Data Sheet: JRB Referrals, Completion Rate and Demographics

On behalf of CYSA, I would like to thank you for bringing this important issue to the forefront. We look forward to working with you to ensure positive outcomes for all of Connecticut's young people.

Sincerely,

*Kathryn Dube*

Kathryn Dube  
Executive Director  
Connecticut Youth Services Association

*Connecticut Youth Services Association (CYSA) leads, strengthens, supports, and advocates on behalf of a unified network of 103 Youth Service Bureaus representing 137 cities and towns dedicated to the well-being of Connecticut's youth and families.*

# YOUTH SERVICE BUREAU & JUVENILE REVIEW BOARD OVERVIEW

## YOUTH SERVICE BUREAUS (YSB)

103 YSBs serving 137 towns

### What is a YSB?

A Youth Service Bureau is an **agency** operated directly by one or more municipalities or a nonprofit entity. The YSB is designed to plan, evaluate, coordinate, and implement a network of resources and opportunities for youth and their families.

### What are the statutory requirements for YSBs?

YSBs are codified in state statute CGS 10-19m as the designated coordinating units of community-based services and are required to undertake the administrative core unit functions, while also providing direct services based on the needs of their individual communities.

### Who do YSBs serve?

Children ages birth to 18 (up to 21 if still in school). In **FY23, 349,451** of Connecticut's youth and families were served by YSBs.

### What services are provided by YSBs?

- Prevention and intervention programs for "delinquent, predelinquent, pregnant, parenting and troubled youth."
- Mental health, diversion, truancy, prevention, youth development, employment skills, substance use, and other programming based on the needs of the community.

### Who can make referrals to YSBs?

- Schools, community and state agencies, police, parents, and self-referrals

### How much appropriated funding do YSBs receive?

- **YSB Main Grant: \$2,667,251 (for 103 YSBs)**

Since 1996, each new YSB only receives \$14,000 annually. This amount must be matched 100% by the town and can include up to 50% of in-kind contributions. Prior to 1996, appropriated funds were distributed by formula.

- **Enhancement Grant: \$1,115,182 (for 103 YSBs)**

This funding is distributed by population to all 103 YSBs. As new YSBs are created, new funding is not allocated, instead the grant is recalculated causing disbursements to decrease for all other YSBs.

## JUVENILE REVIEW BOARDS (JRB)

88 JRBs serving 129 towns.

### What is a JRB?

A Juvenile Review Board (JRB) is a community-based diversion **program** for youth who may otherwise be referred to the Juvenile Court for minor violations of the law. **JRBs were created by Youth Service Bureaus over 50 years ago as part of their diversionary responsibility.** Today most JRBs fall under the umbrella of the YSB, however, 10% are run by other entities.

### Who do JRBs serve?

Children ages 10 to 17 (or younger based on discretion)

### What is the purpose of a JRB?

- Redirects youth from involvement in the formal justice system while holding youth accountable for their behavior by use of a restorative foundation
- Reduces likelihood of recidivism
- Works collaboratively with family members
- Provides case management and recommendations for needed services

### Who can make referrals to JRBs?

- Police, juvenile court, and schools

### How much appropriated funding do JRBs receive?

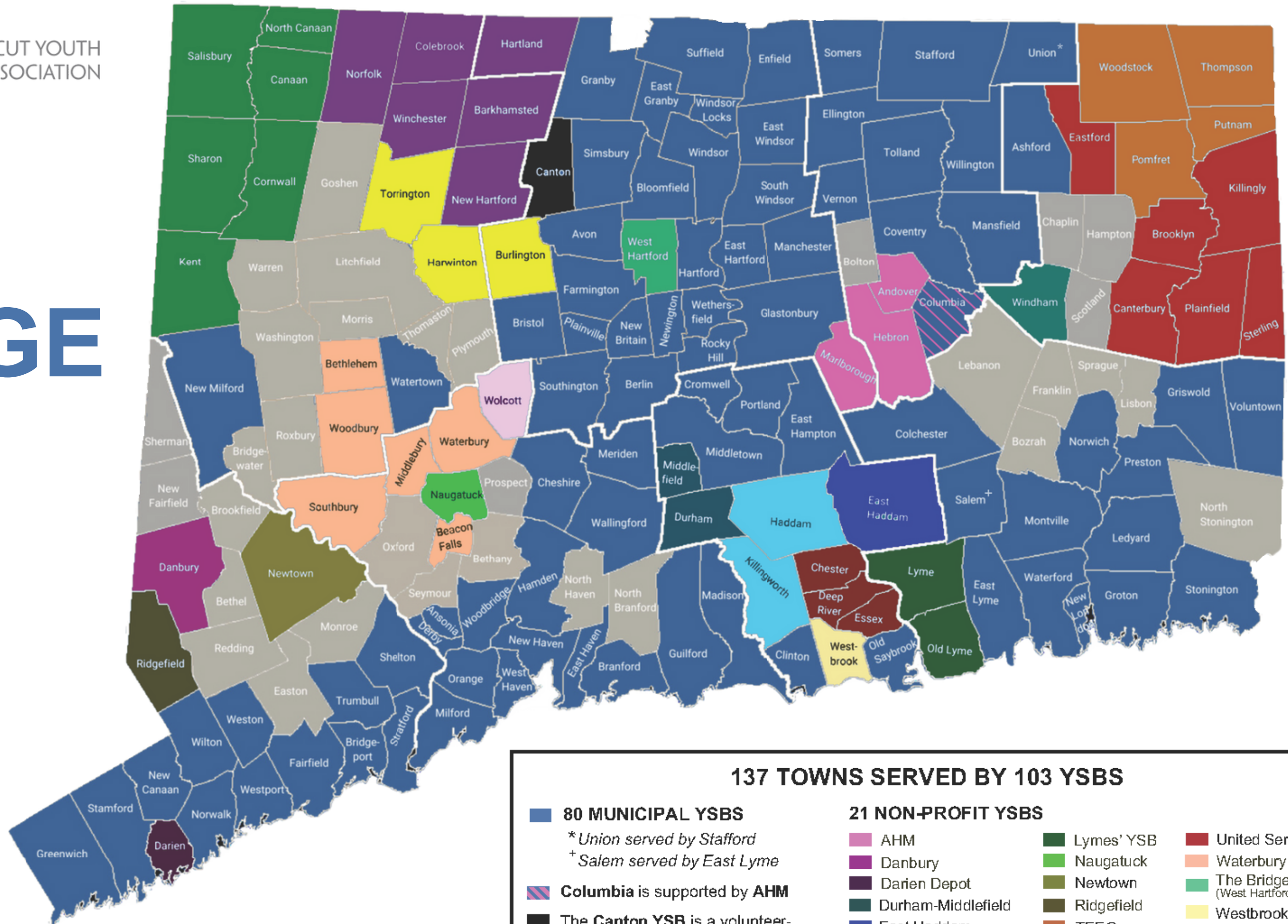
As of FY23, \$1,691,749 has been allocated and is currently serving **49 JRBs**. There are **39 JRBs** which do not receive any of this appropriated funding.

- **3 JRBs** are fully funded through DCF (42% of total funding) (Hartford: \$247,771, Bridgeport: \$220,240, New Haven: \$247,771)
- **37 JRBs** receive \$640,537 allocated by DCF through CYSA
- **9 JRBs** receive \$335,430 allocated by DCF through Waterbury Youth Services

### Timeline of Legislative Changes Impacting and Expanding Diversion



# YSB COVERAGE MAP



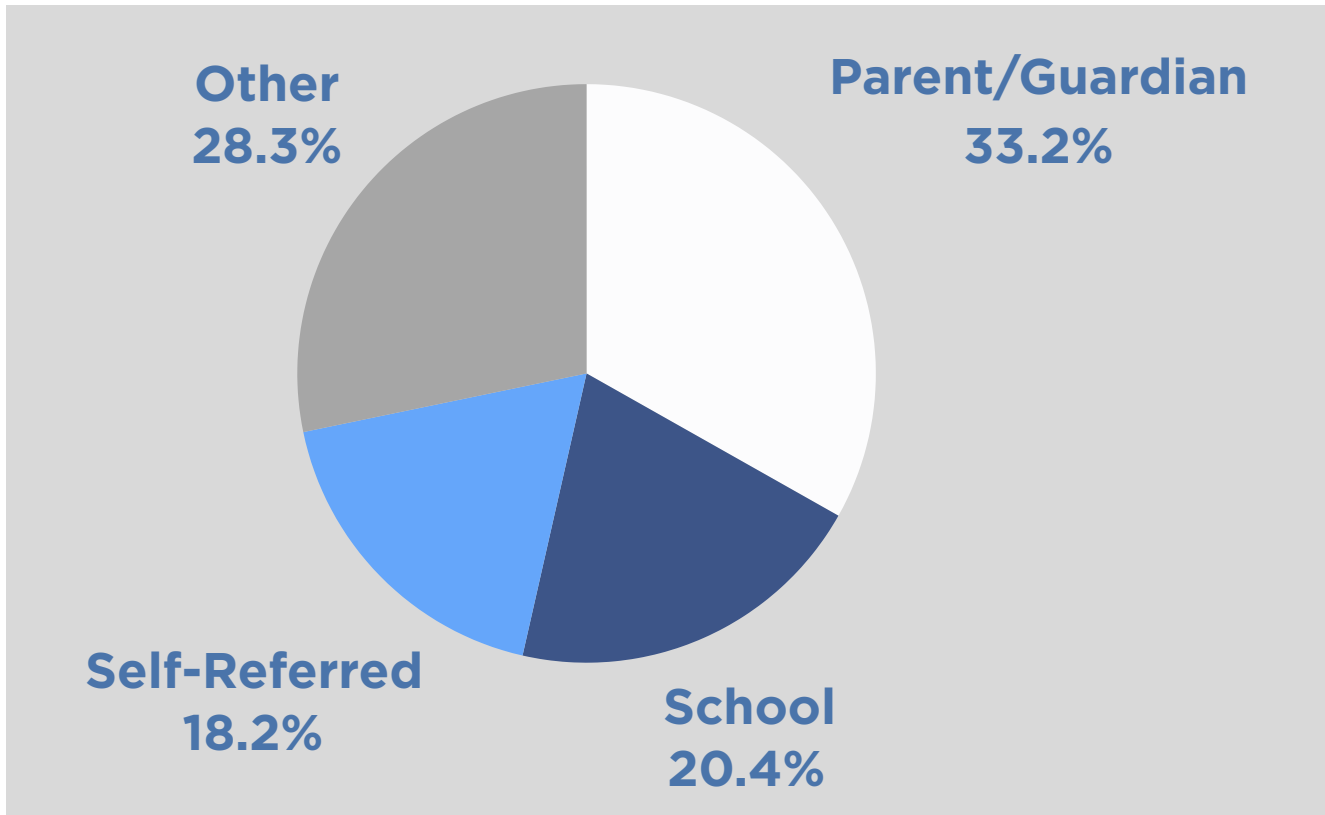
**137 TOWNS SERVED BY 103 YSBs**

<span style="color: blue;">■</span> <b>80 MUNICIPAL YSBs</b>	<b>21 NON-PROFIT YSBs</b>		
<i>* Union served by Stafford</i>	<span style="color: pink;">■</span> AHM	<span style="color: darkgreen;">■</span> Lymes' YSB	<span style="color: red;">■</span> United Services
<i>+ Salem served by East Lyme</i>	<span style="color: purple;">■</span> Danbury	<span style="color: lightgreen;">■</span> Naugatuck	<span style="color: orange;">■</span> Waterbury
<span style="color: blue; border: 1px dashed blue;">■</span> <b>Columbia</b> is supported by AHM	<span style="color: darkpurple;">■</span> Darien Depot	<span style="color: olivegreen;">■</span> Newtown	<span style="color: lightgreen;">■</span> The Bridge (West Hartford)
<span style="background-color: black;">■</span> The <b>Canton</b> YSB is a volunteer-based community organization	<span style="color: darkgreen;">■</span> Durham-Middlefield	<span style="color: brown;">■</span> Ridgefield	<span style="color: yellow;">■</span> Westbrook
<span style="background-color: grey;">■</span> 32 TOWNS WITHOUT YSB COVERAGE	<span style="color: blue;">■</span> East Haddam	<span style="color: orange;">■</span> TEEG	<span style="color: darkgreen;">■</span> Windham
	<span style="color: cyan;">■</span> Haddam-Killingworth	<span style="color: yellow;">■</span> Torrington	<span style="color: purple;">■</span> Winchester
	<span style="color: green;">■</span> Housatonic	<span style="color: brown;">■</span> Tri-Town	<span style="color: pink;">■</span> Wolcott

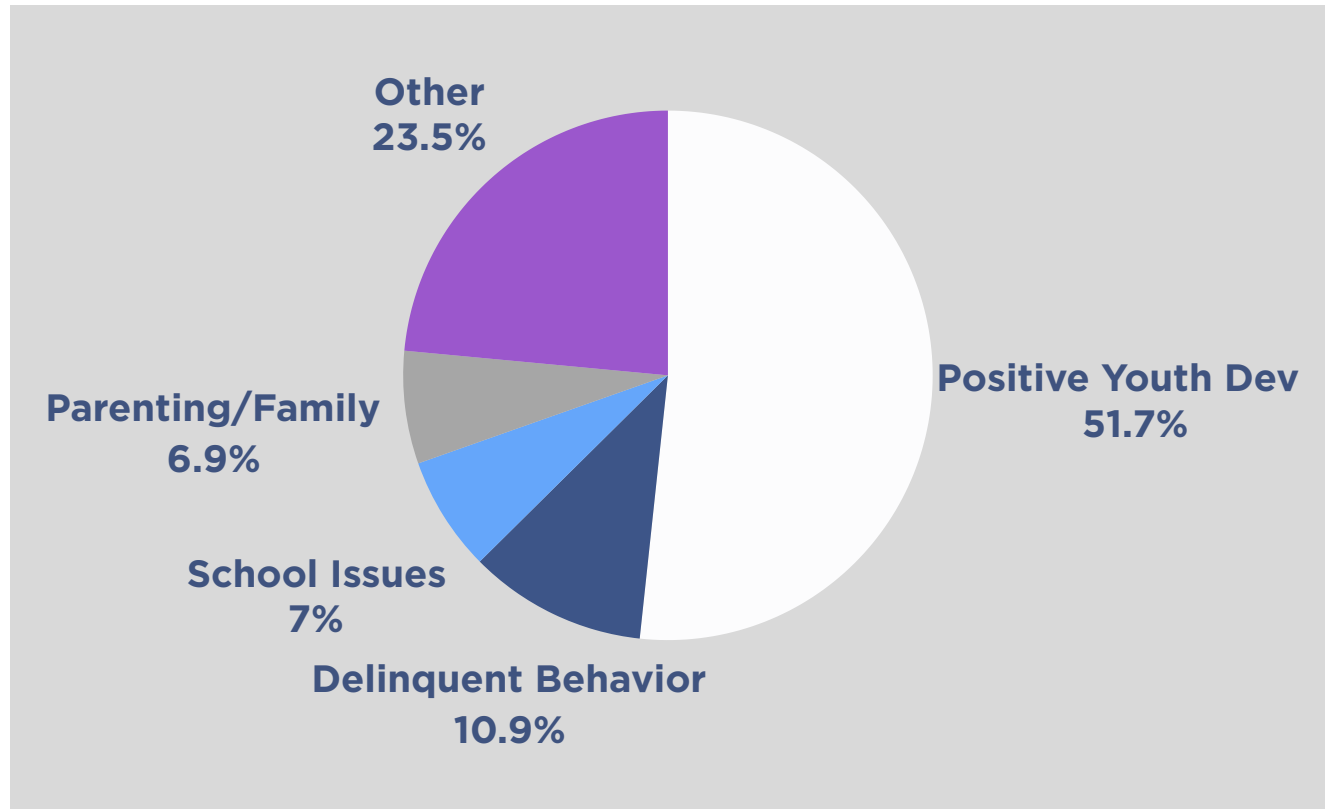
# FY23 YSB TIER 2 YOUTH SERVED: REFERRALS & SERVICES



REFERRAL SOURCE

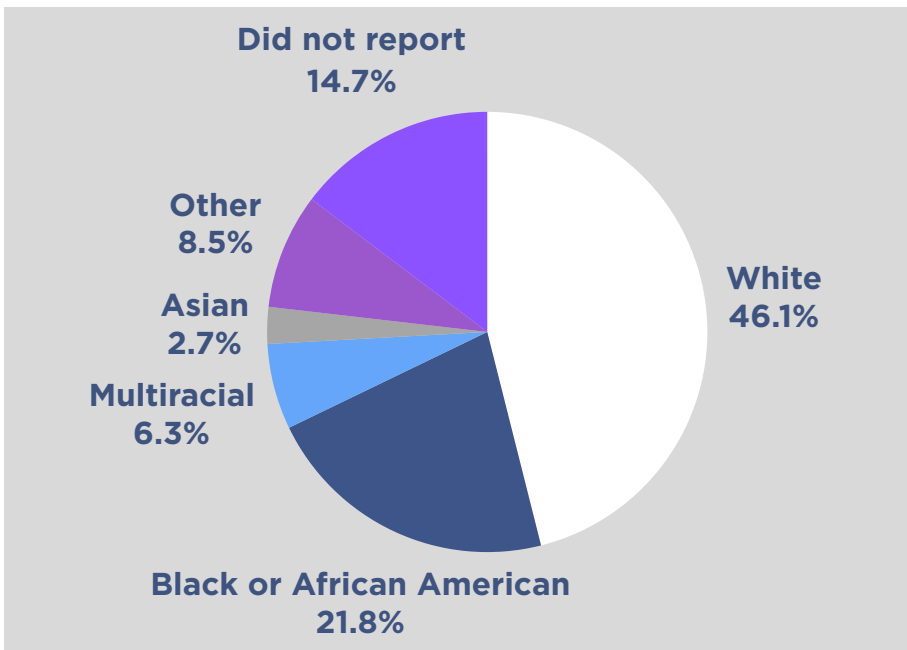


REFERRAL REASON

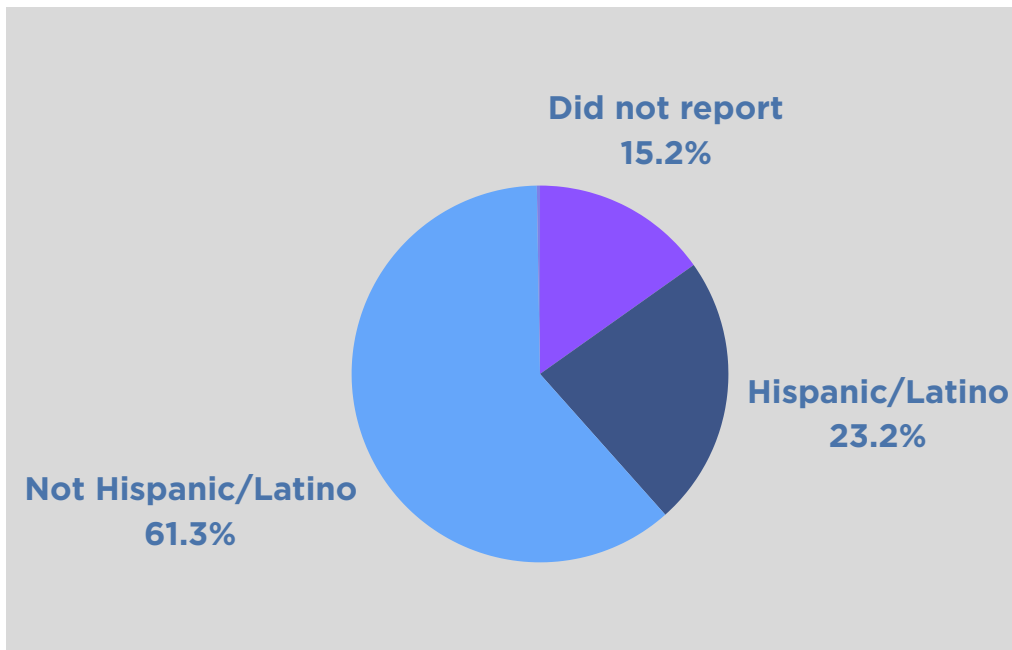


# FY23 YSB YOUTH SERVED: DEMOGRAPHICS

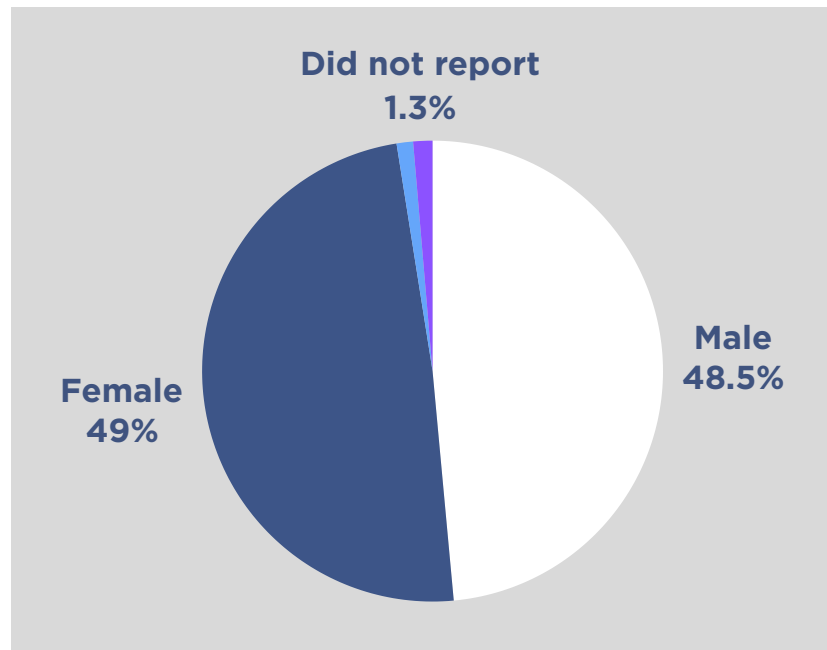
YOUTH SERVED BY RACE



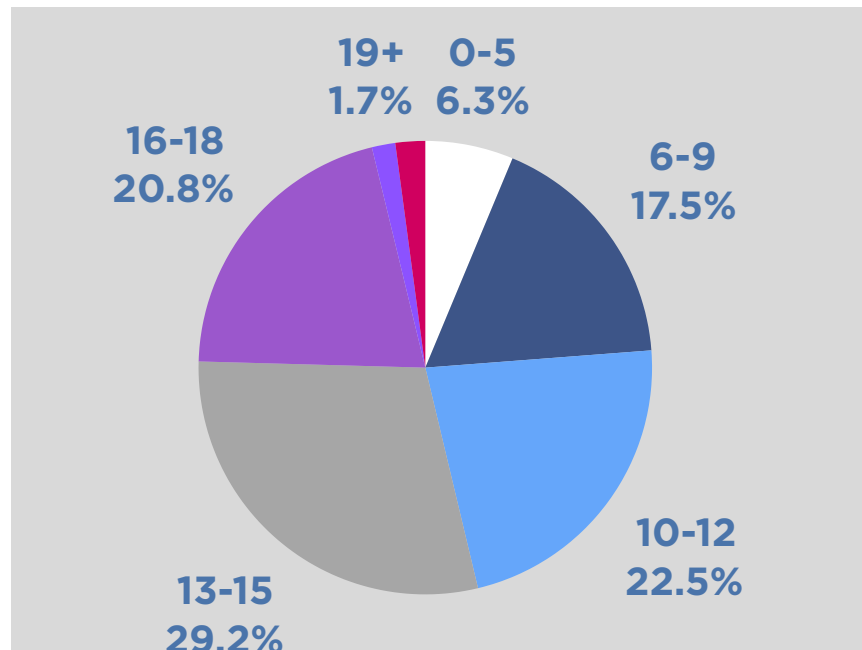
YOUTH SERVED BY ETHNICITY



YOUTH SERVED BY GENDER

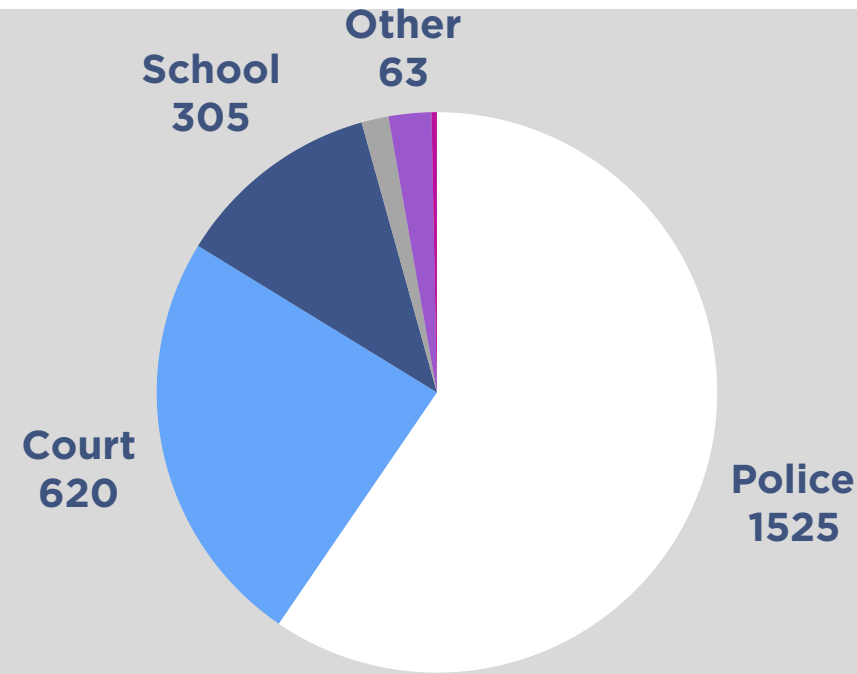


YOUTH SERVED BY AGE

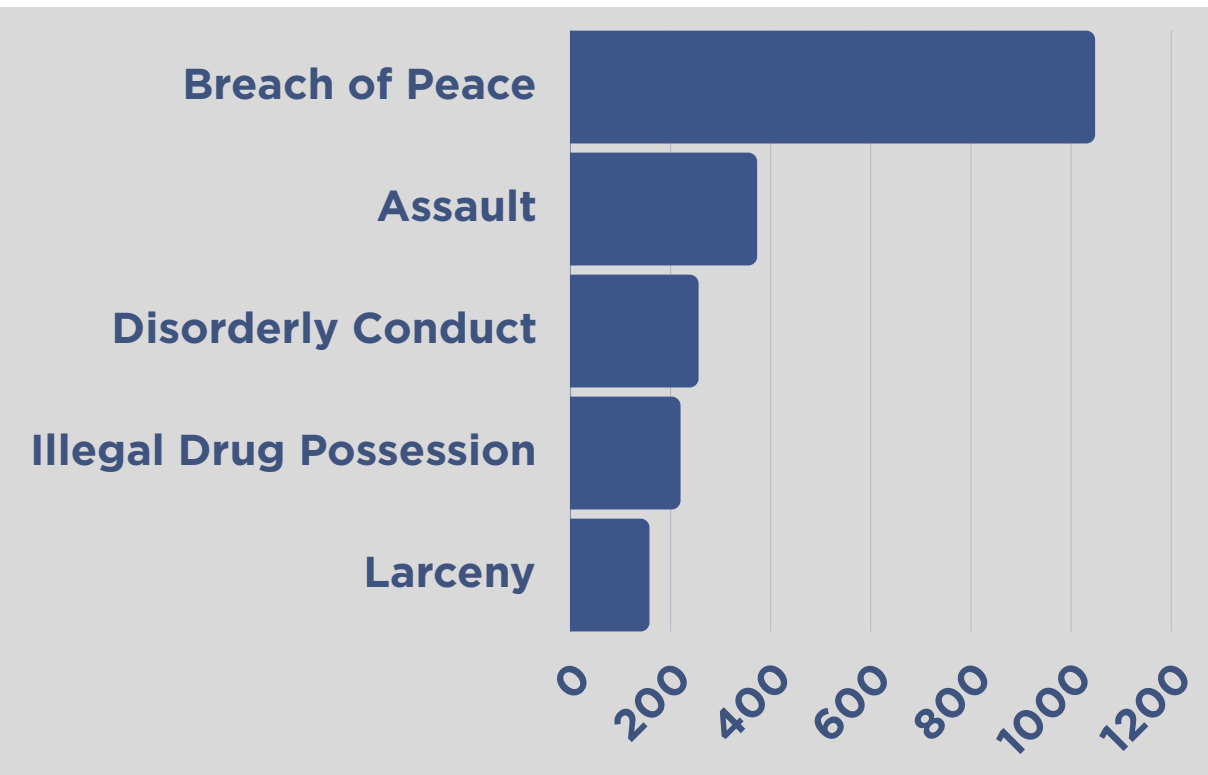


# FY23 JRB YOUTH SERVED: REFERRALS & COMPLETION

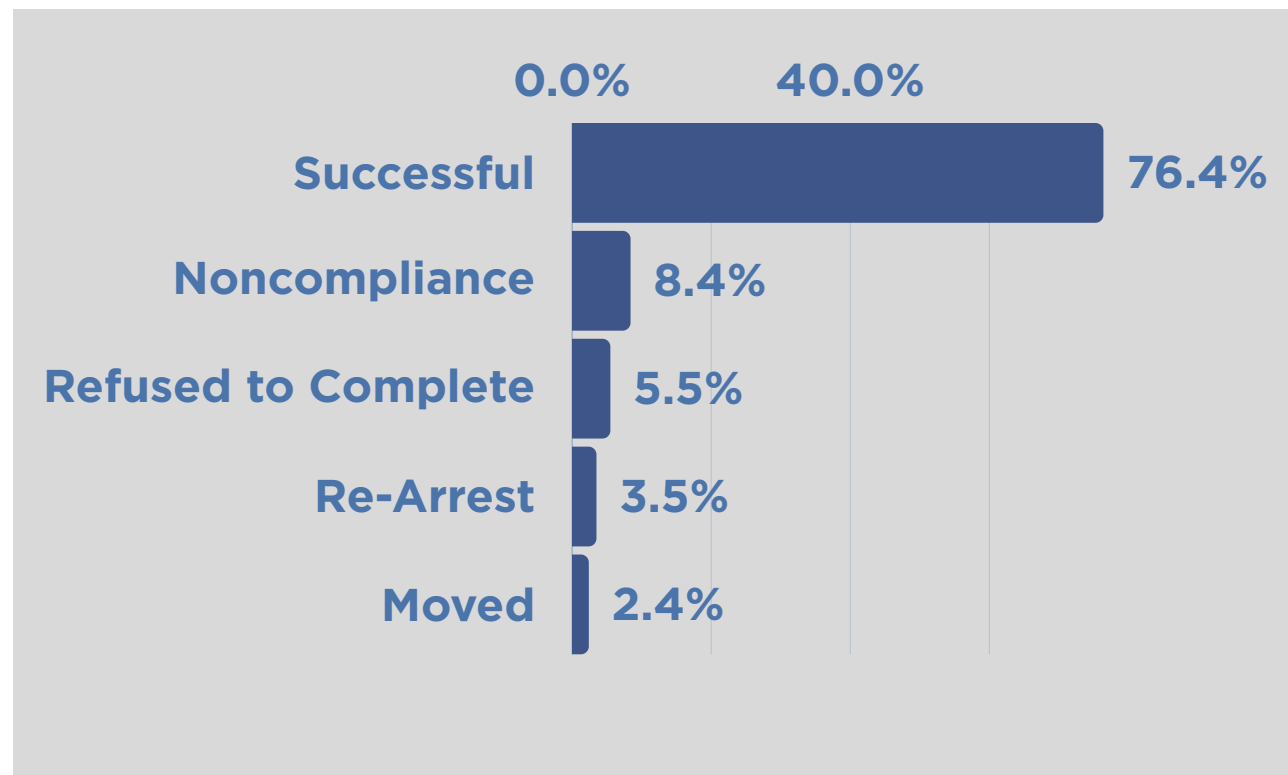
### REFERRAL SOURCE



### TOP FIVE REFERRAL REASONS

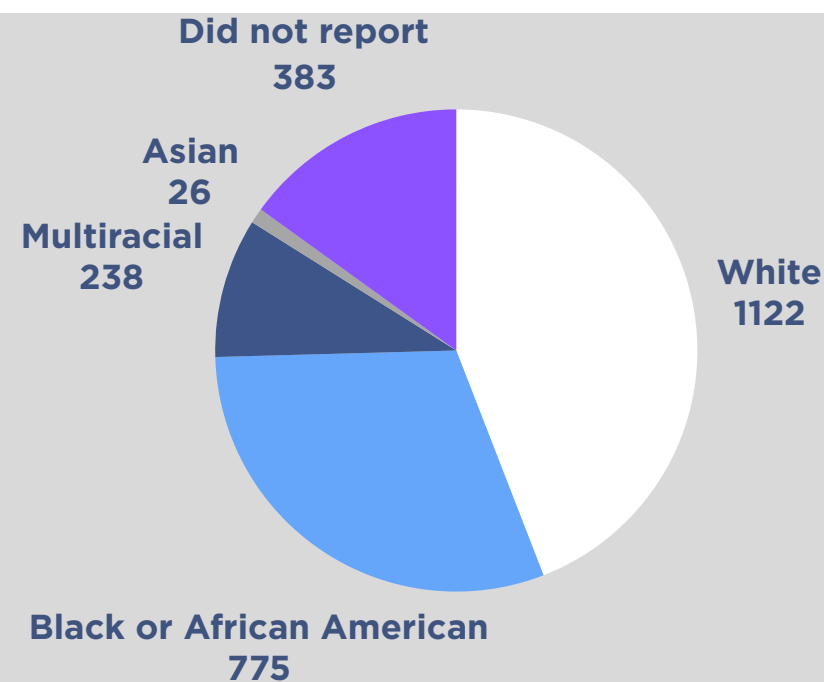


### JRB COMPLETION

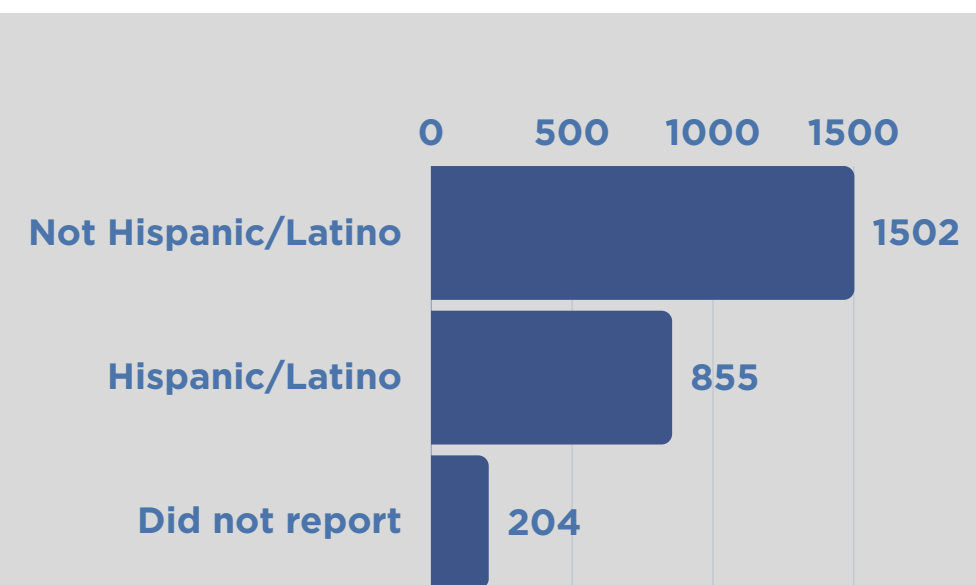


# FY23 JRB YOUTH SERVED: DEMOGRAPHICS

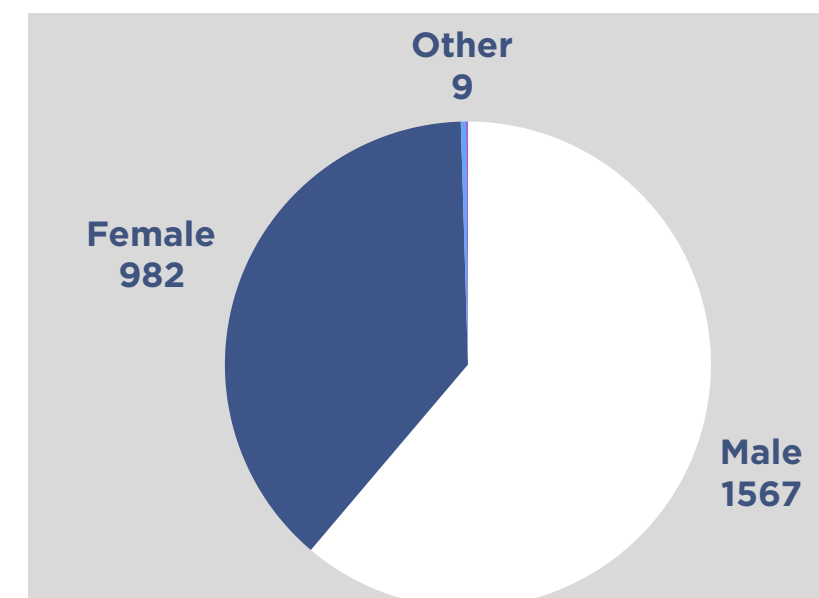
### YOUTH SERVED BY RACE



### YOUTH SERVED BY ETHNICITY



### YOUTH SERVED BY GENDER



### AGE AT INTAKE

